



# App Development at Brussel Lake Paragon



A COMPLETE CUSTOMER GUIDE

Presented by Brussel Lake Paragon

# ABOUT THIS DOCUMENT

Mobile app development is a complex yet interesting task. Therefore, it is crucial to understand and manage the entire app development process in a systematic manner so all the uncertainties can be reduced. For this purpose, we have cautiously drafted this document with the whole process flow and specifications so you can understand in detail.

After reading this document, you will have a clear idea about how your app development will take place at Brussel Lake Paragon. Moreover, this document will make it easier for you to explain all your needs to our developers. This document provides you with a clear understanding of the scope of the job, allowing you to be better able to evaluate and understand the time required.



● ● ●

# TABLE OF CONTENTS

02	WHO WE ARE
03	ABOUT THE DOCUMENT
04	PROCESS FLOW
05	UNDERSTANDING PROCESS FLOW
07	SPECIFICATIONS
08	POSSIBLE FEATURES
09	MAIN FEATURES EXPLAINED
10	TIMELINE AND DELIVERABLES
11	COSTING AND PRICING
12	CONTACT US



**BRUSSEL LAKE  
PARAGON**

# WE ARE A COMPANY FOR THE PEOPLE

## WHO WE ARE

Brussel Lake Paragon is an award-winning software consultancy firm that helps companies grow their businesses through creative and effective app solutions, thus extending their technical capabilities.

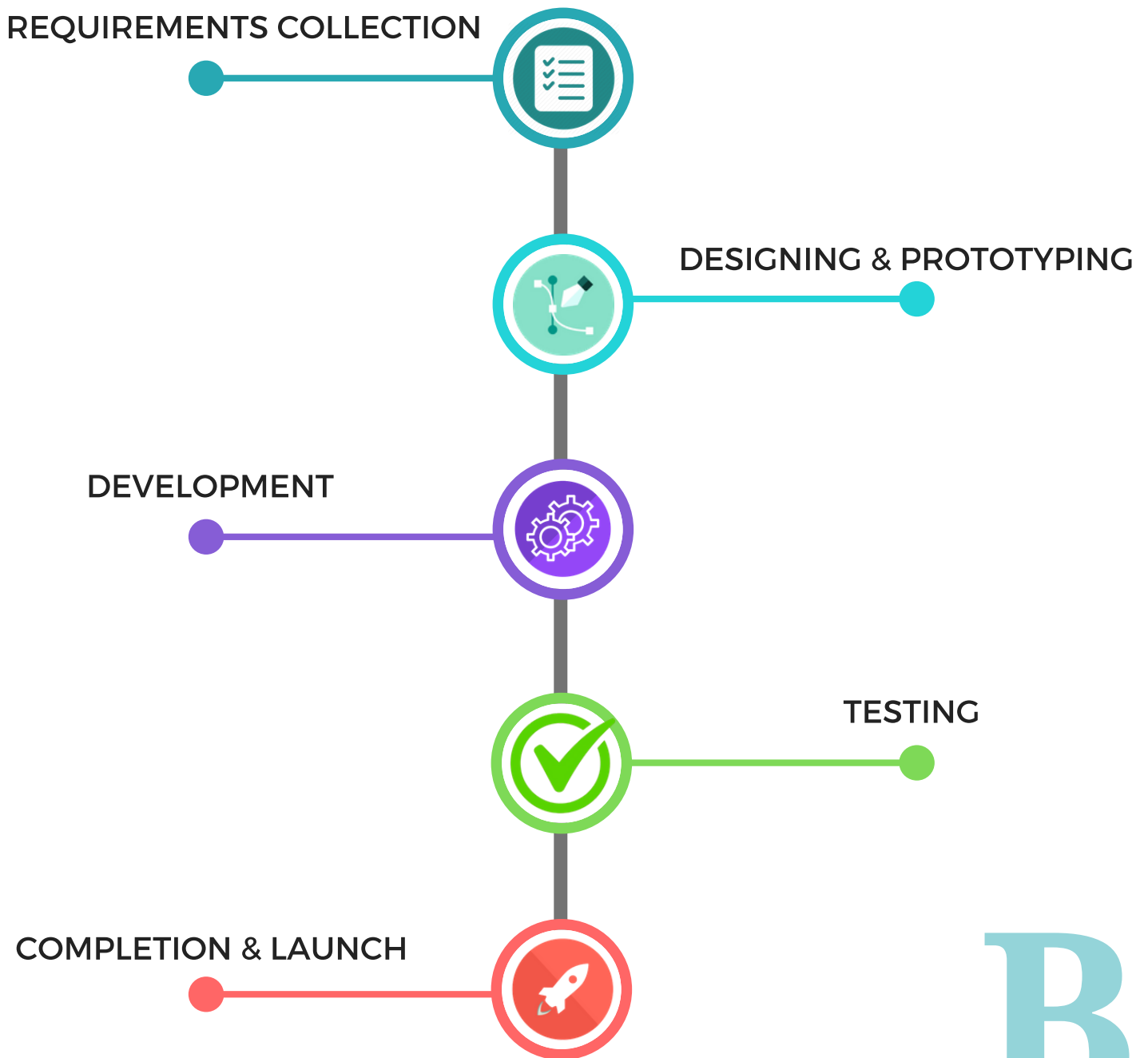
Brussel Lake Paragon is a forward-thinking and result-driven company known for its innovative solutions, strong commitment, quality, and superior services. We work with our clients to provide the best possible solutions by bringing a robust experience to every project.

With our app development services, we assist our customers in crafting customized apps based on their allocated budget and expectations.

At Brussel Lake Paragon, we strongly believe in customer sanctification therefore every project is assigned to a very passionate and experienced team who put their efforts to achieve the goals and objectives identified by the customer.

# B

# Our App Development Process Flow



B

# Understanding Process Flow

---

## Collecting Requirements

As the first part of our app development process flow at Brussel Lake Paragon, we understand all kinds of customer requirements related to their specific project, including User Interface (UI) Requirements, Functional Requirement, Non-Functional Requirement, and Business Requirements. User Interface requirement is to understand how information is presented to and controlled by the user. Functional requirements describe the desired end function of the app operating within normal parameters to make sure the desired product and end product reach its potential, thus meet user expectations. Non-functional requirements judge the software system based on responsiveness, usability, security, portability, and other non-functional standards that are critical to the success of the app.

## Designing and Prototyping the App

In our second phase of process flow, we design apps based on the requirements, goals, and objectives identified by the customers. A wireframe is created for the required app using different tools and software. In this phase, you can suggest changes and efficiently decide what features you want to include so that apps do not need much restructuring after the development. This allows both the developers and the clients to understand how a specific application will look after the development as well as how the features and ideas will operate together in the functional app. Once all features and functionalities are determined, a prototype is developed for the app. This a crucial step in the process because it provides you with an opportunity to accurately evaluate design concepts, gather feedback, and identify dead links and flaws in the flow and usability of your mobile app.

A large, stylized teal letter 'B' graphic located in the bottom right corner of the page.

# Understanding Process Flow

---

## Development of the App

In this phase, all technical and programming tasks take place. The developers will begin programming once the app is designed, and the modifications are completed in the design flow. We ensure that all the design concepts, ideas, features, and feedback that were collected during the earlier phase are incorporated.

## Testing Phase

After the complete development of the app with graphics and perfectly placed text, we go through a rigorous testing phase. Base on the original design concepts, we test your app in several practical scenarios to detect all the possible corrections and any technical flaws. We also allow various users to be part of the testing phase, ask as many questions, and provide insights.

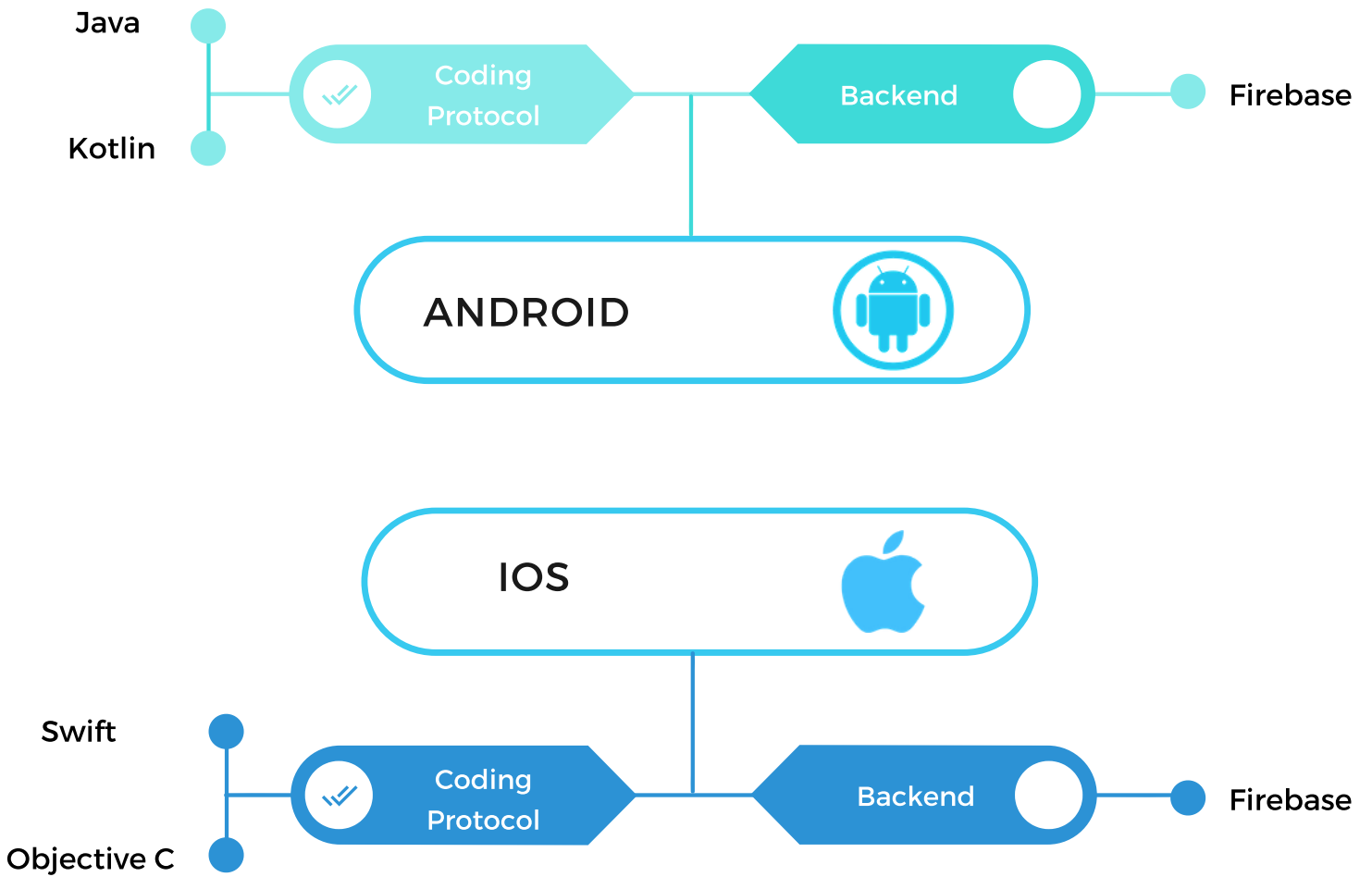
## Completion and Launch

When we are very confident that the app is working correctly under all conditions, and you are fully satisfied with the appearance, interface, and all functionalities, we take a step forward to launch your mobile app.



# B

# SPECIFICATIONS



# B



## Possible Features for Apps

- Sign-up and Login
- Onboarding
- Push Notifications
- Splash Screen
- Feedback System
- Navigation
- Customization
- Image Galleries
- Forms
- Social Media Integration
- Social Feeds
- Product Menus
- Payment Gateway Integration
- Booking Systems
- Calendar Integrations
- App Analytics
- Device Hardware Access
- Security
- QR/Barcode Scanner Integration



B

# MAIN FEATURES EXPLAINED

## ■ Sign-up and Login

We create simple registration forms for signup and login by limiting user's inputs. These forms reduce the users' effort and increase their experience.

## ■ Push Notifications

Push notifications are messages that appear on a mobile device mainly on the lock screen. These notifications can be sent at any time by the app publisher. To receive push notifications, one does not need to be using the app or the device.

## ■ Social Media Integration

Social Media Integration connects your mobile app with various social media platforms. It allows the users to upload and share the content on their social media accounts directly from the app. It is also an excellent way to market your brand to potential users.

## ■ Payment Gateway Integration

Integrating a payment gateway provides a smooth customer experience. Many apps that sell products, e.g., e-commerce sites, require electronic payments for physical goods and services. Payment gateways connect the apps and their payment processing bank, allowing for the secure transference of financial details.

## ■ App Analytics


App analytics allows you to trace user activity on your apps. There are many analytics tools, e.g., Google Analytics, which enables you to identify user behaviours on your app and, based on that, decide if your app needs optimization.

## ■ Image Galleries

Image gallery in an app allows you to collect and view images in one place easily. Generally, images are organized by albums; therefore, a home icon is set for easy access to the photos.

# B

# TIMELINE AND DELIVERABLES



Timelines & Deliverables are dependent on the project requirements detailed by the client.


We work in a structured way to produce high quality results.

For many of our projects, we have to work in phases so our clients are not left waiting for a completed project. We instead prefer to involve our clients and keep them updated during certain phases of development.

Our team will keep you updated every step of the way.


Estimated Timeline for the Project	
Total Project Timeline	To Be Discussed
Starting Date of Project	To Be Discussed

Deliverables	Estimated Time
Understanding Requirements	To Be Discussed
Designing and Prototyping	To Be Discussed
App Development	To Be Discussed
Testing	To Be Discussed
Launching	To Be Discussed



# B

# COSTING AND PRICING



Development and Maintenance	
Deliverable(s)	Cost
Complete App Development	To Be Discussed
Maintenance and Support Services	To Be Discussed

Payment Terms		
Phase	Deliverable(s)	Cost
1	Project Registration (Advance)	To Be Discussed
2	Project Launch (End)	To Be Discussed



# B

## CONTACT US

Contact us today to hear more about our tailored-to-your-need services.

**Email:** [info@brusselpond.com](mailto:info@brusselpond.com)

**Cell:** +44 (0) 203 488 4279

**Business hours:** Monday - Friday: 9 AM to 5: 30 PM (BST)  
Saturday and Sunday: Closed



Brussel Lake Paragon HQ London  
2nd Floor | Hygeia House | 66 College Road Harrow | London | HA1 1BE

# B

**THANK  
YOU!**

---

LET'S MAKE A BIG DIFFERENCE TOGETHER

---